

INFINITUM SERIES

IN 43 ELECTRONIC INTENSIVE CARE BED

INFINITUM hospital beds are a superior quality hospital bed that suits various environments - from med-surg to high acuity care. It is designed to maximize infection control and fall prevention, while being easy to use. With wide range of accessory options INFINITUM covers comprehensive needs of users.



- Electrical operated backrest, height and legrest adjustment
- Electrical operated Trendelenburg, Reverse Trendelenburg, fowler and vascular position
- Foot end nurse control unit
- Control panels embedded on side rails; 2 for patient; 2 for nursing staff
- Footrest adjustment by ratchet
- Auto-CPR
- Auto Regression system on backrest
- Auto contour
- Hygienic design (PP), lockable and tuck away side rails
- Easy removable ABS mattress platform
- X-ray translucent HPL backrest
- Removable head and footboards
- Electrostatic epoxy painted metal frame
- Height adjustable stainless steel IV pole
- Plastic protective crash bumpers on four corners
- Central Lockable Castors, 150mm
- Angle gauge for back
- Angle gauge for Trendelenburg and Reverse Trendelenburg positions
- Cardiac chair position with single button
- Shock position with single button
- Semi-Fowler position with single button
- Bed exit position with single button
- Examination position with single button
- Electronic CPR with one touch button
- Activation key at remote control to prevent any undesired positions
- Dual sided manual CPR levers at backrest
- Stationary headboard
- Urine bag holder
- Rechargeable Battery Backup
- Bed size extension (optional)
- X-ray cassette holder at backrest
- IPX6 standard electronic system

TECHNICAL DETAILS

• Overall Length	: 223 cm
• Overall Width	: 102 cm
• Height Range	: 37-80 cm
• Trendelenburg	: 0°-16°
• Reverse Trendelenburg	: 0°-16°
• Backrest Angle	: 0°-70°
• Legrest Angle	: 0°-40°
• Castor Diameter	: 15 cm
• Underbed Clearance	: 15 cm
• Product Weight	: 115 kg
• Safe Working Load	: 250 kg

ELECTRICAL DATA

• Power In	: 1.5A max. At 230V AC 50-60Hz
• Electrical Shock Protection	: Class I, Type B
• Liquid Ingress Protection	: IPX6
• Batteries	: 2x 12V Series Connected, sealed, rechargeable, Lead / Acid gel, 1.2 amp hrs


OPTIUM MEDİKAL LTD. STI.



Accessories

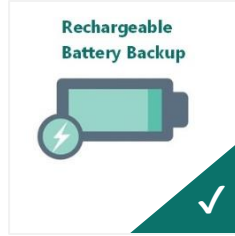


X-Ray Translucent HPL Backrest



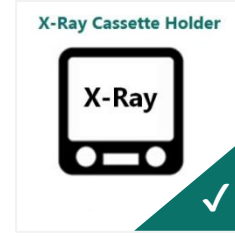
Nurse Control Panel

Foot-end Nurse Control Panel



Rechargeable Battery Backup

Rechargeable Battery Backup



X-Ray Cassette Holder



X-Ray Cassette Holder at Backrest



CPR

Dual Sided Manual CPR at Backrest



Central Brake Castors 150mm



Stationary Headboard



Control Panels Embedded on Side Rails



Urine Bag Basket



Bed Extension



Lifting Pole



Monitor & Defibrillator Shelf



Oxygen Cylinder Holder



Nurse Panel Shelf



Orthopedic Traction System

Color Options



P01



P02



P03



P04



P05



P06



P07



P08

